



40 South Lake Drive  
Arlington, SD 57212  
605-983-5547  
lpc@dakcamps.org

# Welcome to Camp!

#545 Sand, Surf, and Son 2.0 July 13-17, 2025



You are registered  
for  
**#545**  
**Sand, Surf, and**  
**Son 2.0**

Check In:  
**Sunday**  
**July 13**  
**4 pm**

Check Out:  
**Thursday**  
**July 17**  
**10 am**



**DAK/MN Area**  
**Central Camping Office**  
**122 West Franklin Ave,**  
**Suite 400**  
**Minneapolis MN 55404**  
**855-622-1973**  
**info@dakcamps.org**  
**www.dakcamps.org**

## I'm coming to camp! Now what?

Get ready to make waves on Lake Poinsett where you'll leap on the water trampoline, feel the rush of tubing behind the boat, and glide across the water in kayaks, canoes, and paddle boards.

You'll also enjoy playing games, campfires, singing, growing in faith and eating great food. There will be lots of new adventures and friends.

**Two Weeks Before Camp** - Full payment for camp is due. And be sure your **Release of Liability Waiver & Public Relations Release** and **Medical**

**Information/Health Form** have been filled out online. They are **required** to attend camp. Forms and store payments **MUST** be done online by four days previous to camp, *or bring them to camp check-in.*



## What happens when I get to camp?

- ▶ Go to the Welcome Area when you arrive at camp to check-in.
- ▶ Bring, or have completed on-line, your two forms:
  - **Medical Information/Health**
  - **Release of Liability Waiver & Public Relations Release**
- ▶ There will be a short health screening and you will have time to meet with our health care manager and go over your Health Form.
- ▶ All medications, prescribed or over-the-counter, must be given to the health care manager. **All medication must be in original containers labeled with name and dosage.**
- ▶ On the Health Form, please make sure that you list the people authorized to pick up your child (including yourself!) We cannot release your camper unless that person's name is on the health form and they have a picture ID
- ▶ All spending money, will be given to camp staff at check-in. Any unspent money will be returned at the end of camp.
- ▶ Remember, campers are required to be supervised by their parents or guardians until they are completely checked-in.

**See the next page for Packing List and more information.**  
**Contact us at Camp or at the Camping Office with questions.**

## Packing List

### Bring-a-Friend Reward

Share camp with a friend and save!

For each new camper you bring to camp, request \$25 off your registration fee. (Contact the Camping Office for information)

### Lost & Found -

please label all your belongings before you leave home and check out the lost & found box during your check-out time. At summer's end, all unclaimed items will be donated to local charities.

### Camp Store & Canteen

The Canteen will be available each day for campers to purchase snacks. Money can be left at check-in for campers to have on their accounts. Money not spent will be returned at check-out. The Camp Store has jackets, sweatshirts, caps, t-shirts, souvenirs, postcards and stamps for sale during camp and after check-out.

### What to Bring

- Signed Health & Waiver Forms if not completed online
- Medications needed during camp (in Rx bottle)
- Clothing for each day (rainy days too!)
- PJ's
- Jacket or sweatshirt
- Bath towel & washcloth
- Soap, shampoo, toothbrush & toothpaste
- Swimsuit, beach towel, sandals or water shoes
- Bible, notebook & pencil
- Sunscreen & insect repellent
- Tennis Shoes
- Sleeping bag (or bedding) & pillow
- Flashlight & extra batteries

### What to Bring – Optional

- Money for Camp Store (turned in @ check-in)
- Camera (you won't have your cell phone)
- Hat

### What NOT to Bring

- Pets
- Sports Equipment or electronics
- Fireworks or lighters
- Extra food, snacks or pop
- Alcohol, tobacco or drugs
- Weapons
- Vehicles (campers under 18)
- Cell phones/Smart Watch – If campers bring a cell phone and/or smart watch, they will need to leave it with a camp staff member during check-in

### Contacting Your Camper

**Mail** - Campers love mail! Please send mail at least 1 week in advance to start of camp to ensure your camper gets it.

The address is:

Lake Poinsett Camp  
Camper's Name and Camp  
40 South Lake Dr  
Arlington SD 57212

**One-Way E-Mail** - You can email your camper at

[Lpcampers@dakcamps.org](mailto:Lpcampers@dakcamps.org)

On the subject line please put: Camper Name and Camp Name.

**Emergency Contacts** - In the event of an emergency, contact the camp at [605-983-5547](tel:605-983-5547).

### Check-Out Time

Your **Check-Out date and time** are on the front of this letter. Come to the **Welcome Center** to meet your camper. The **Camp Store** will be open - be sure to check it out. Campers will receive any **unspent store money** and any **medications** they turned in. You will be e-mailed a brief **survey** relating to your camper's experience. We ask that, if possible, it be completed shortly after reuniting with your camper. Your important feedback will help us better serve campers throughout the summer.

**We are looking forward to  
a great time at Camp!**

**Follow us on social media to keep track of the action!**



# Lake Poinsett Camp Directions

## Address:

40 S Lake Dr.  
Arlington, SD 57212

## Contact Details:

(605) 983-5547  
lpc@dakcamps.org

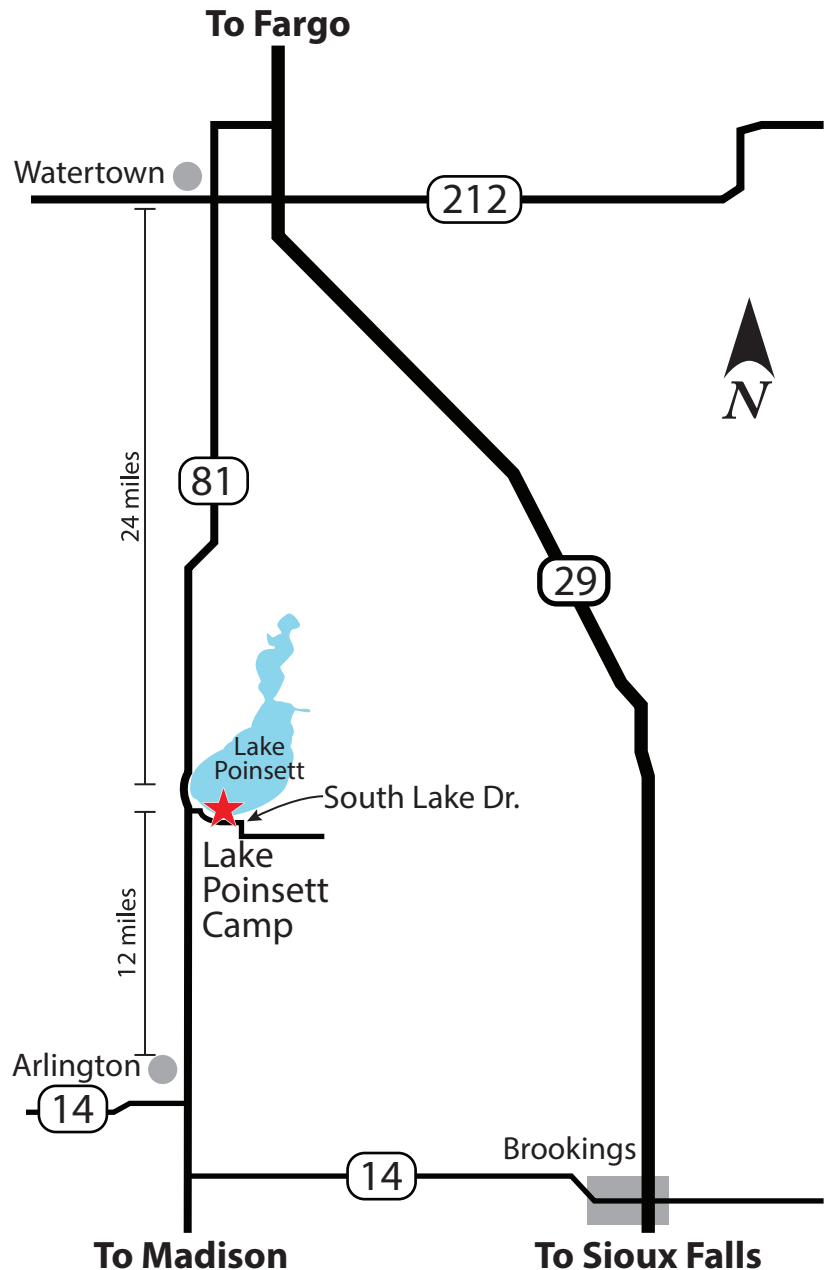
## From Watertown, SD

- Travel 24 miles south on Hwy 81.
- Turn left on South Lake Dr. (also 196th St).
- Travel 2 miles to the camp entrance at 20 S Lake Dr.

## From Arlington, SD

- Travel 12 miles north on Hwy 81.
- Turn right on South Lake Dr. (also 196th St) and travel 2 miles to the camp entrance at 20 S Lake Dr.

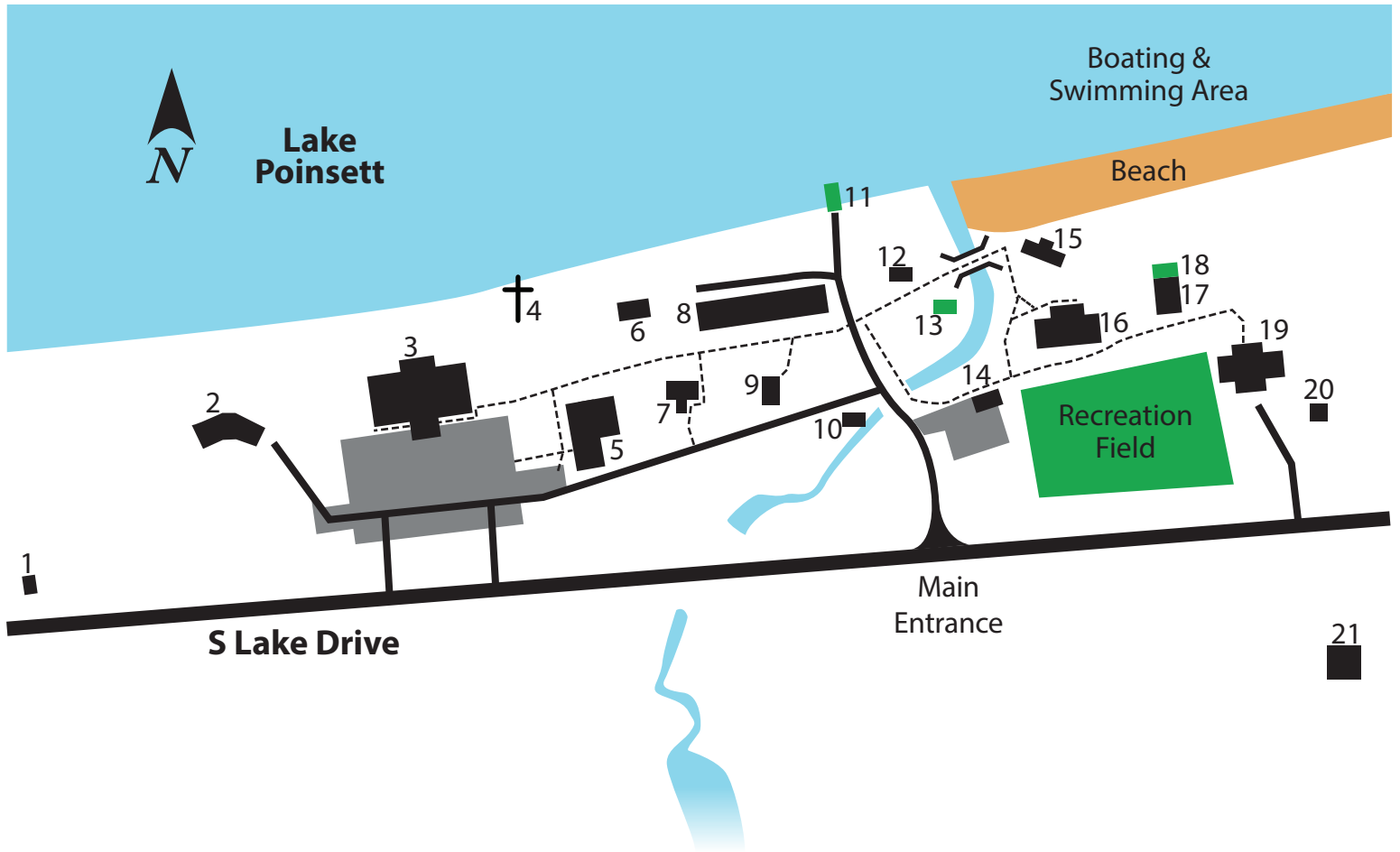
**Note:** If you're traveling to Living Waters Retreat Center or to the Lake Poinsett Camp Chapel, enter the parking lot at 40 South Lake Dr.



# Lake Poinsett Camp Site Map



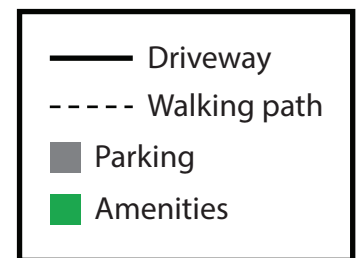
**Dakotas United Methodist Camps**  
Dakotas Conference  
THE UNITED METHODIST CHURCH



- 1. Storage Shed
- 2. Director's House
- 3. Retreat Center
- 4. Outdoor Chapel
- 5. Chapel
- 6. Staff Cabin
- 7. Staff House
- 8. Lower Main/Dining Hall

- 9. Camp Store
- 10. Staff Cabin
- 11. Boat Launch
- 12. Storage Shed
- 13. Ga-Ga, Volleyball, and Tether Ball Courts
- 14. Welcome Cabin

- 15. Lifeguard Cabin
- 16. Hubbard Cabin
- 17. Voas Cabin
- 18. Voas Patio/Fire Pit
- 19. Grinager Cabin
- 20. Storage Shed
- 21. Maintenance Shop



**Address:**  
40 S Lake Dr.  
Arlington, SD 57212

**Contact Details:**  
(605) 983-5547  
lpc@dakcamps.org  
www.dakcamps.org